



Clamp Actuated “Pinch-Frame”

Application

Below the extrusion heads, there is a “pinch frame” holding the plastic before being cut. A clamp is used to open and close the “pinch frame.”



Previous Solution Shown

Challenges

OEM supplied component has play after a few cycles due to torsion of internal elements.


- Reduce time spent on maintenance
- Heavy duty unit
- Increase life expectancy

Solutions

GRM2TG-6-40-40

NOTES:

- 1) Solution may differ according to equipment design. Please check compatibility.
- 2) Temperature around extrusion may require additional options. Please check during project phase.



Two GRM2 units installed on equipment

Results

- Improved lifetime
- No more preventive maintenance on “pinch frame”
- PHD Series GRM2 field repairable

Cost Savings

Savings realized in increased productivity, reduced labour cost and fewer replacement parts.

MDN associates worldwide are skilled to support you in estimating cost savings you can achieve with this upgrade.

WPSEG48-EU

